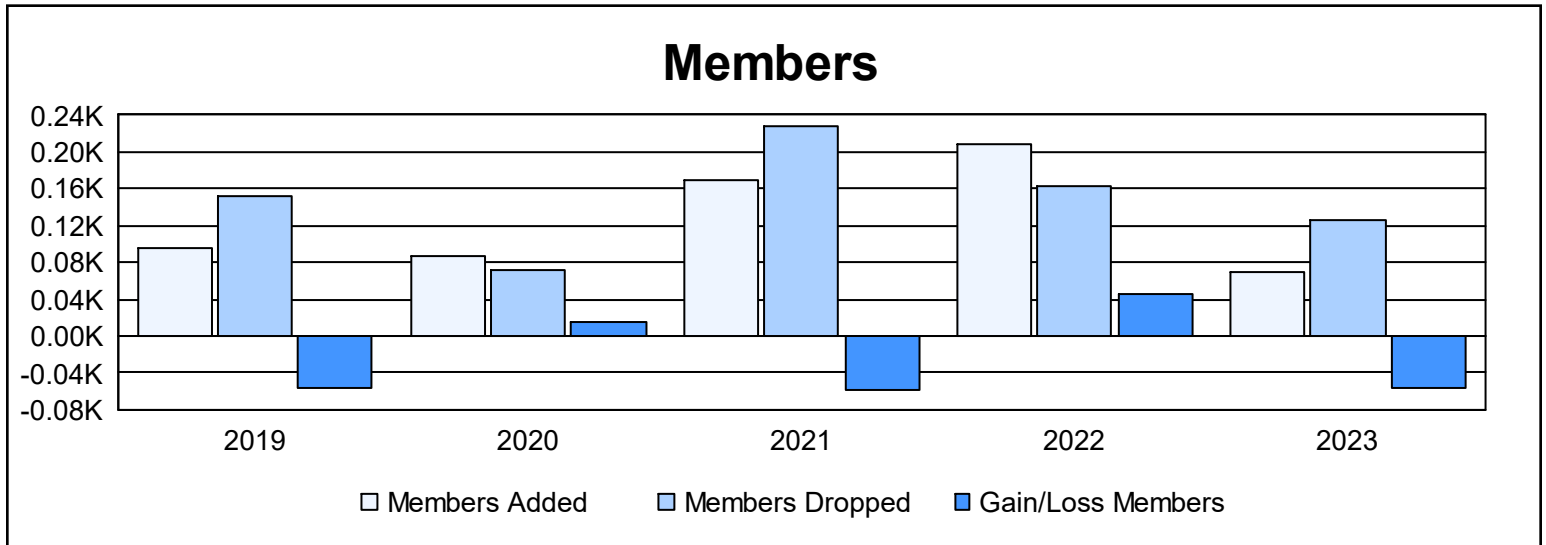
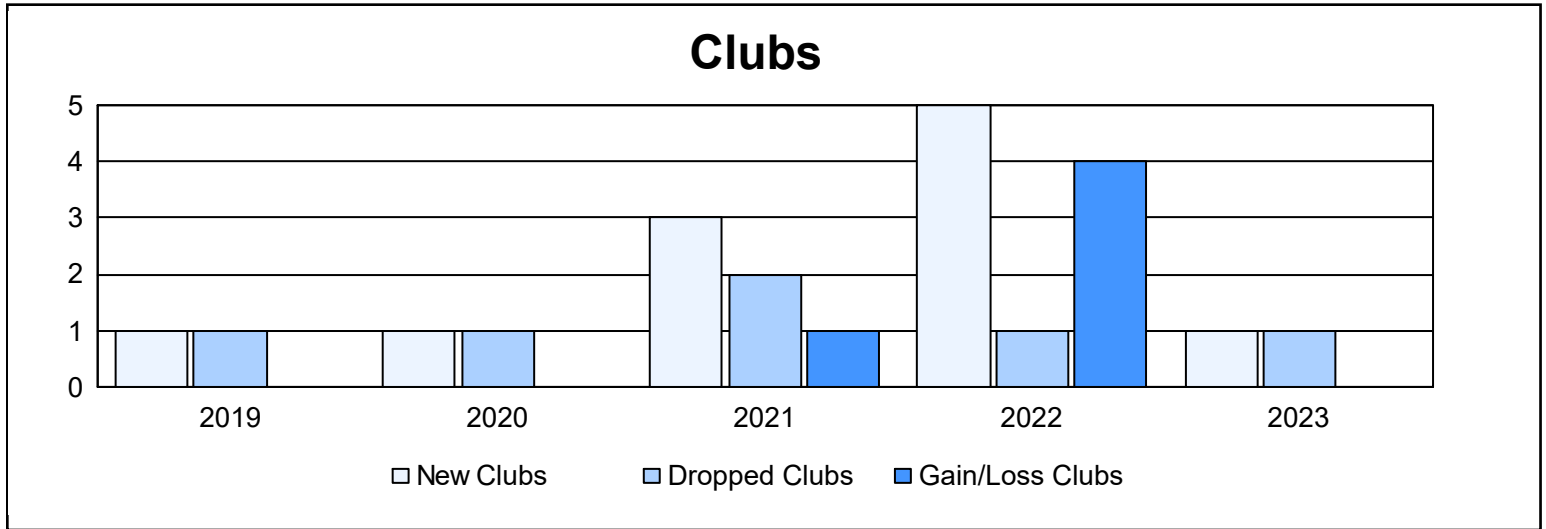
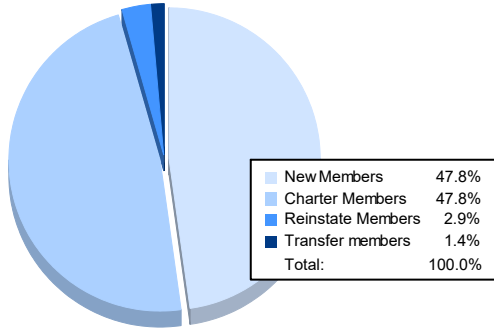


| Year | New Clubs | Dropped Clubs | Gain/Loss Clubs | New Members | Charter Members | Reinstate Members | Transfer Members | Total Member Added | Total Members Dropped | Gain/Loss Members |
|----------------|-----------|---------------|-----------------|-------------|-----------------|-------------------|------------------|--------------------|-----------------------|-------------------|
| 2018-2019 | 1 | 1 | 0 | 44 | 36 | 15 | 0 | 95 | 151 | -56 |
| 2019-2020 | 1 | 1 | 0 | 59 | 22 | 4 | 2 | 87 | 72 | 15 |
| 2020-2021 | 3 | 2 | 1 | 44 | 87 | 34 | 5 | 170 | 228 | -58 |
| 2021-2022 | 5 | 1 | 4 | 45 | 128 | 32 | 4 | 209 | 163 | 46 |
| 2022-2023 | 1 | 1 | 0 | 33 | 33 | 2 | 1 | 69 | 126 | -57 |
| Average | 2 | 1 | 1 | 45 | 61 | 17 | 2 | 126 | 148 | -22 |



Membership Composition June 2023 Cumulative



Gender Composition June 2023 Cumulative

